

LS2-FLEX (color)

LS2-FLEX 2D window reveal bead with protective lamella and glass fibre mesh for joints elastic in 2 directions between a door or window frame and plasters in thermal insulating system – ETICS

Material:

- PVC - UV and alkali resistant
- Glass fibre mesh complying with ETAG 004
- PE foam tape

Features:

- Creation of joints elastic in 2 directions between thermal insulating system and window or door frame
- Prevents plaster detachment from the window or door frame
- Protects window and door frames and panes against mechanical damage or soiling in the course of mortar or plaster application
- Prevents hair cracks
- Prevents cold penetration
- Eliminates the need for additional joint filling
- Type 06 is ideal for narrow window or door frames
- The protective lamella of softened PVC will protect the bead from impurity settlement
- The adhesive foam tape improves the longevity of the joint
- Color range to adjust the bead color to the color of the frame or plaster (see next page)
- Aesthetically perfect detail

Instruction for use:

First remove the protective foil from the window frame and clean potential impurities or grease. Trim the bead with special mitre cutter to the required length, remove the cover foil from the foam tape and glue to the frame. Take into account that the adhesive achieves full adhesion only after 24 hours. The bead may be glued onto the window or door frame before or after insulation application on the door or window reveal. It is absolutely necessary to protect the colored beads from direct sunlight until the breakoff strip is removed! Connect the beads in the window corners at 45°. After removal of the cover tape, cover the breakoff strip with protective foil. The foil will protect the window or door from damage throughout plastering. Then apply the plaster on the insulating layer and press the mesh of the bead into it. Remove and level the excess plaster outside the mesh with a trowel. After finishing coat application, remove the snap-off strip of the bead and remove it including the window protective foil.

Conditions of use:

It is forbidden to install the beads at air temperature and surface temperature below + 5 °C and above + 30 °C. It is necessary to protect the bead from direct sunlight and direct weather effects during the whole process until the plasters have dried. The bead can only be used on smooth surfaces without any surface texture or strong hydrophobic treatment.

Packaging, storage and transport:

Packed in paper boxes. Store and transport in horizontal position in a dry roofed place at + 5°C ~ + 30°C.

Certifications and marks:

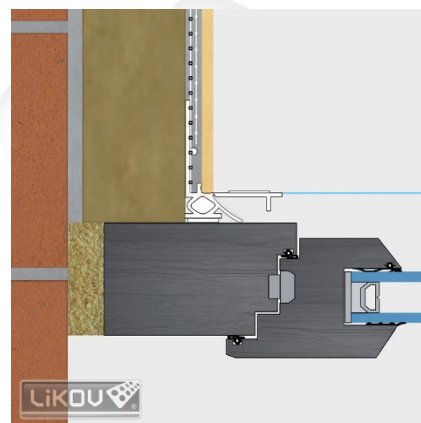

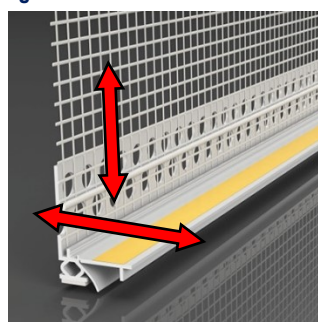
The products is not subject to regulatory certification pursuant to Act no 22/1997 Coll., as amended. The product was voluntarily certified at TZUS. The product is certified with certificate No. 060-046640.



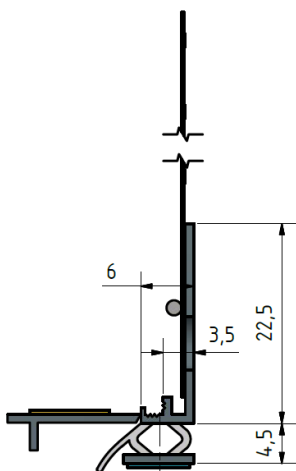
Technical data:

Bead length [mm]	2600
Plaster thickness [mm]	6, 9 (according to the product type)
Adhesive layer width [mm]	6, 9 (according to the product type)
Mesh fixation method	welding (absolutely inert in contact with alkali and temperature changes)

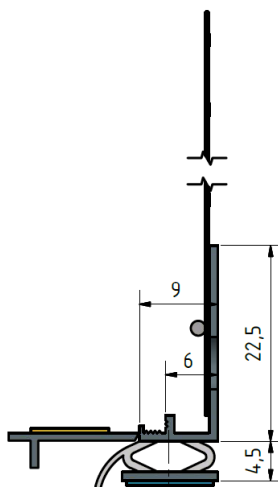
Significant elastic movement scheme:



Scheme of the LS2-FLEX 06 bead:








Scheme of the LS2-FLEX 09 bead:



Color options (LS2-FLEX color):

- Dark brown - RAL 8024
- Ivory - RAL 1015
- Anthracite grey - 7016
- Dark grey - RAL 7005
- Light grey - RAL 7047



Issued on 2 April 2020.

This update invalidates all previous versions of this technical data sheet. The specified product dimensions are nominal and may range within the permitted manufacturing tolerances.